

AAKAR PUBLIC SCHOOL,

PIPROLI, SHIVPURI LINK ROAD, GWALIOR



SESSION: 2025-26

HOLIDAY HOMEWORK

CLASS – 8

"Learn while you explore, makes for a summer you'll adore!"



General Instructions

1. Do all your homework as per the instructions.
2. Parents are requested to only guide their children while doing the homework.
3. Originality of the work will be appreciated.
4. Homework will be assessed on the basis of neatness (3 marks), creativity (3 marks) and originality of ideas (4 marks).

SUB : ENGLISH

1. Write autobiography of two poets with their pictures in your copies.
2. Vocabulary enrichment is the most essential part of language learning which helps us in giving creativity to our expressions. Here is a small exercise to enrich you with words we require in our day-to-day life. Make a list of thirty words which we can use instead of very '. Eg: very slow -sluggish, Very sorry-apologetic etc. Present your work neatly on a A-4 sheet with pictures.
3. Here are some of the English Idioms related to colours. Find out the meanings of these Idioms.
 - a. Black mood
 - b. Black and white
 - c. Golden handshake
 - d. Green fingers
 - e. Gray matter
 - f. Catch someone red handed
 - g. Out of the blue
4. Listen to the song -I have a dream, A song to sing' by Abba. Write the theme of the song, which was converted into a poem in your words. (100-150).

SUBJECT- HINDI

1. हरियाणा के कुछ प्रमुख कुटीर उद्योगों की वर्तमान में दयनीय दशा को देखते हुए उन्हें पुनः रोज़गार का माध्यम बनाने की पहल करते हुए किसी एक हस्त निर्मित वस्तु का निर्माण करें।
2. 'जल है तो कल है' विषय को ध्यान में रखते हुए जल के सदुपयोग हेतु एक प्रोजेक्ट तैयार कीजिए।
3. अपनी किसी पर्वतीय यात्रा के दर्शनीय स्थलों के बारे में अपने व्यक्तिगत अनुभवों को अनुच्छेद के रूप में हिंदी की उत्तर पुस्तिका में लिखें।
4. अभी तक का करवाया गया संपूर्ण पाठ्यक्रम दोहराएँ।

क्रियाकलाप-

- नीचे दी गई लिंक के आधार पर “बूझो तो जाने” पहेली का प्रोजेक्ट बनाइये

<https://images.app.goo.gl/MhcC8d2wp8BQ8XgZ8>



SUBJECT- MATHEMATICS

1. Prepare a creative PowerPoint presentation on the following topics

- Maths and architecture
- Maths in the kitchen
- Amazing Symmetry
- Maths in Entertainment
- Maths in Disaster Management

Compulsory to all Student:

2. You have been provided with an amount of 1 lakh. Prepare a vacation plan for 4 days and 3 nights for 4 people. Keep in mind every single detail and also prepare the map of the place visited.

3. Conduct a survey of your friends to find which kind of movie they like the most. Represent the information in the form of a bar graph.

4. Make a summarized table showing total points obtained for all the nutrients on daily basis for 10 days in the RECORD BOOK as shown below

Kindly note:

1 Point for: The presence of nutrients in the diet for that date.

0 Point for: The absence of nutrient in the diet for that date Carbohydrates, Proteins, Vitamins, Minerals, Fats

Date	Carbohydrates	Proteins	Vitamins	Minerals	Fats	Total Points
1/6/24						
2/6/24						
3/6/24						

❖ State the day of maximum & minimum nutrient consumption.

❖ Fill your personal details in the following format. Also find the BMI (Body Mass Index) using the formula:

BMI = Weight (in kg)_____/height X height (in sq.m)

Personal Details

NAME._____Weight (in kg) = _____Age. _____

Height (in m) = _____Gender. _____BMI _____

5. Bring articles, amazing facts, riddles, cross-words, recent discoveries in the field of Mathematics (minimum 2).

SUBJECT- SCIENCE

Vacation is a time to recreate your dreams and make your days fun, loving and memorable. So, to make it more enthralling, we are giving you several tasks for your holidays. Let's enjoy and relish the world of knowledge.

Instructions

- Following are the two tasks related to your Summer Assignment.
- Please use A4 size colourful sheets, stationery and other decorative items to make it more attractive.

BIOLOGY

Task 1 - A young girl went to visit her grandparents living in the nearby village. She saw the way the farmers tilted the land before sowing seeds. After returning home, she decided to grow few tomato or pea plants in her kitchen garden. Write few points the girl should remember about seeds in order to get a good crop.



Task 2- Agricultural implements- To identify and understand the uses of implements used in agricultural-

1. Collect/ draw the pictures of various agricultural tools and paste them. Write their uses.
2. Under the guidance of your mother/ elder at home make arrangement for the formation of curd.
 - a) Write your experience in a paragraph
 - b) Find out the name of the bacteria involved in the formation of curd.
 - c) Write the uses of curd.

PHYSICS

Task 1

Collect at least 2 pictures for each situation given below -

1. A cricketer hitting a ball
2. A player taking catch
3. A woman taking out water from well
4. In a football match goal-keeper stopping ball.

5. Mother preparing dough for chapati
6. Ball is being dropped from the tower

Based on the above situation fill the table given below-

Sl. No.	Paste the picture	Description of the pic.	Agent	Object on whom Action - hit, kick force is being applied	, flick, lift, catch, throw etc.	Action of Force	
						Change in shape / size	Change state of motion
1							
2							
3							
4							
5							
6							
7							
8							
9							
10							
11							
12							

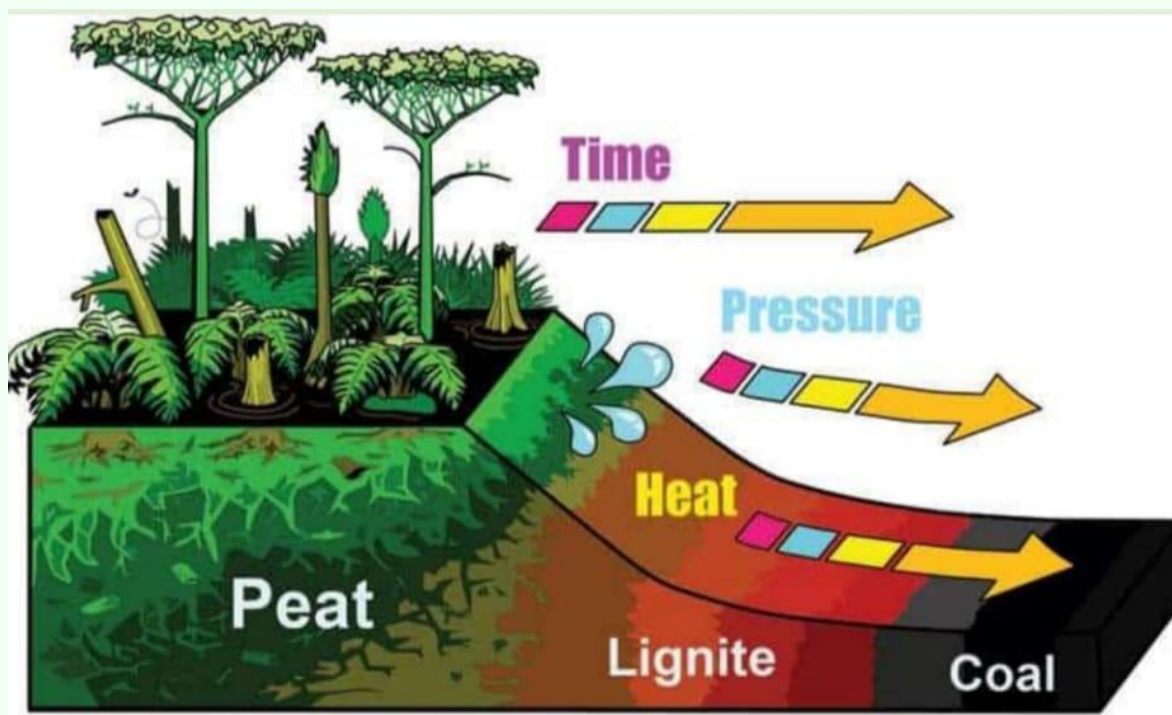
Task 2

Construct one small size working Electroscope OR Kaleidoscope.

CHEMISTRY

Task-

1. Tabulate uses of coal and its useful products (coke, coal-tar and coal gas).
2. What are the ways by which you can contribute to conserve exhaustible natural resources?
3. Draw the picture showing formation of coal



SUBJECT- SOCIAL SCIENCE

Cover the following Topic on the basis of given points. You can also take the help of your elders and internet. Frame the topic in attractive file.

❖ **Topic :- Production of Mineral in all over in India**

1. Introduction
2. Definition
3. Types of Mineral
4. Uses of Mineral

❖ **Activities**

1. In chart paper make pie-chart of 'mineral & location'

❖ **Required Material**

1. Chart paper
2. Use real mineral like small particles of Coal, cotton, textiles (cloth), silver foil etc.

SUBJECT – SANSKRIT WORKSHEET

प्र.1) निम्नलिखित प्रश्नों के उत्तर दीजिए—

- क) भाषा की परिभाषा दीजिए।
ग) वर्ण किसे कहते हैं ?

- ख) लिपि किसे कहते हैं ?
घ) वर्ण कितने प्रकार के होते हैं? उनके नाम लिखिए।

प्र.2) उचित उत्तर को चुनकर रिक्त स्थान भरिए—

- क) भाषा की सबसे छोटी इकाई है। (स्वर/व्यंजन/वर्ण)
ख) संस्कृत भाषा की वर्णमाला में हैं। (48/36/23)
ग) स्पर्श व्यंजनो की संख्या है। (23/25/19)
घ) ऊष्म व्यंजन श,ष,स और हैं। (य/ह/व)
ङ) दीर्घ स्वर वर्णों की संख्या है। (4/3/2)

प्र.3.क) दिए गए शब्दों के वर्ण-विच्छेद कीजिए—

- क) चषकः ख) गजः ग) मूषकः घ) नकुलः ङ) तड़ागः
ख) किन्हीं 10 फलों के नामों का वर्ण-विच्छेद कीजिए।

प्र.4.क) दिए गए शब्दों का वर्ण-संयोजन कीजिए—

- क) स्+औ+च्+इ+क्+अः ख) ध्+आ+व्+अ+त्+अ ग) स्+ऐ+न्+इ+क्+अः
घ) न्+अ+क्+उ+ल्+अः
ख) किन्हीं 10 फूलों के नामों का वर्ण-संयोजन कीजिए।

प्र.5.क) वचनों के अनुसार रिक्त स्थान भरिए—

	एकवचनम्	द्विवचनम्	बहुवचनम्
क)	लता
ख)	हंसौ
ग)	हंसाः
घ)	वानरः
ङ)	अजाः

- ख) 10 पुल्लिङ्ग शब्दों के एकवचनम्, द्विवचनम् और बहुवचनम् रूप लिखिए।

प्र.6) पुल्लिङ्ग, स्त्रीलिङ्ग और नपुंसकलिङ्ग अलग-अलग लिखिए—

छात्रः, कोकिला, पुष्पम्, अश्वः, पत्रम्, मूषिकाः, पुस्तकम्, कृषकः, चित्रम्, द्वारम्, कपोतः, बालिका, अजा, पात्रम्, वृक्षः,

प्र.7) संस्कृत शब्दों के हिन्दी अर्थ लिखिए—

- क) अश्वौः ख) परिचारिके ग) कदलीफलानि घ) कलमम् ङ) मूषिकाः

प्र.8) हिन्दी शब्दों को संस्कृत में लिखिए—

- क) एक मुर्गा ख) अनेक चिटियां ग) दो पुस्तकें घ) दो चिड़िया ङ) एक सैनिक

प्र.9) हिन्दी क्रियाओं की संस्कृत में धातु लिखिए—

- क) चलना ख) पढ़ना ग) देखना घ) गरजना ङ) बैठना

प्र.10) अपनी कक्षा के ऐसे सभी छात्रों के नामों की सूची बनाइए, जिनके नाम अकारान्त हों। इन सभी नामों को वर्णानुक्रम (Alphabetically) में व्यवस्थित कीजिए।

प्र.11) 12 से 20 तक गिनतियां हिन्दी व संस्कृत में लिखिए।

प्र.12) 'लिख्' व 'पठ्' धातु का लटलकार रूप लिखिए।

प्र.13) 'गायत्री मन्त्र' और 'त्वमेव माता च पिता त्वमेव' वन्दना अर्थ सहित याद कर के लिखिए।

प्र.14) संस्कृत श्लोक प्रतियोगिता के लिए 'श्रीमद्भागवत गीता' के अध्याय-3 के श्लोक संख्या 3 से 12 सही उच्चारण के साथ याद कीजिए।

DANCE

Write information about **HASTA MUDRAS**
(hand gestures) according
to natya shastra in
KATHAK dance.



MUSIC

Have to learn this and prepare video and send it to the class teacher.

1. Guru Vandana
2. Sare tirath dham aapke charno mein
3. Hanuman chalisa

ART & CRAFT

1. Make 2 flower pot using plastic bottle.
2. Make 1 Temple with pop stick (Ice-cream stick)



MINDFULNESS ACTIVITY

The Purpose of **LIFE SKILLS**

Remove Stage Fear



Develop Positive
Social Skills and
Etiquettes



Develop Work Ethics



Learn Job
Interview Skills



Listen, Speak, and
Understand Language



Become Self-Confident



WHO AM I...

My name is :

This is me

I live at

I am years old

My hair is

What is special about me

I like to

WHAT DO I LOOK LIKE?...

My hair is


My height is

My build is

Do I wear glasses?

The clothes I like are

This is me



I go to

My pets are

My best friend is

What is important to me

THINGS ABOUT ME!

My favourite music

My favourite place

My favourite T.V. Programme

My favourite food

I get angry when

I worry about


I look forward to

I want to be

This makes me happy

This is my favourite animal

This is important to me



WHAT I LIKE AND DO NOT LIKE ABOUT MYSELF...

Name :

What I like about myself

What I do not like about myself

Would I change anything about myself?

I AM / I AM NOT...

I am

I would like to be

I am not

Because...

**"Art is the silent
expression of thoughts,
feelings, and
experiences."**